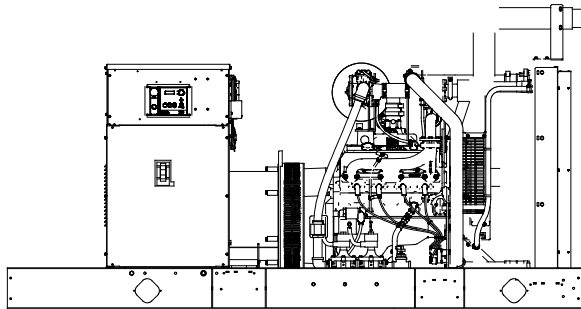


9001
KOHLER
NATIONALLY REGISTERED

**EPA-Certified for Stationary
Emergency Applications**

Ratings Range

Standby:	kW kVA	60 Hz	50 Hz
		63-80 63-100	56-66 56-83



Standard Features

- Kohler Co. provides one-source responsibility for the generating system and accessories.
- The generator set and its components are prototype-tested, factory-built, and production-tested.
- The 60 Hz generator set offers a UL 2200 listing.
- CSA approval is available.
- The 60 Hz generator set meets NFPA 110, Level 1, when equipped with the necessary accessories and installed per NFPA standards.
- The generator set accepts rated load in one step.
- A one-year limited warranty covers all generator set systems and components. Two- and five-year extended limited warranties are also available.
- Alternator features:
 - The unique Fast-Response® X excitation system delivers excellent voltage response and short-circuit capability using a rare-earth, permanent magnet (PM)-excited alternator.
 - The brushless, rotating-field alternator has broadrange reconnectability.

Generator Set Ratings

Alternator	Voltage	Ph	Hz	Natural Gas 130°C Rise Standby Rating		LP Gas 130°C Rise Standby Rating	
				kW/kVA	Amps	kW/kVA	Amps
4P10X	120/208	3	60	77/96	267	77/96	267
	127/220	3	60	80/100	263	80/100	263
	120/240	3	60	77/96	231	77/96	231
	120/240	1	60	63/63	263	63/63	263
	139/240	3	60	80/100	241	80/100	241
	220/380	3	60	70/88	134	70/88	134
	277/480	3	60	80/100	121	80/100	121
	347/600	3	60	80/100	97	80/100	97
	110/190	3	50	65/81	247	65/81	247
	115/200	3	50	65/81	234	65/81	234
	120/208	3	50	63/79	220	63/79	220
	110/220	3	50	65/81	213	65/81	213
	110/220	1	50	56/56	255	56/56	255
	220/380	3	50	65/81	124	65/81	124
	230/400	3	50	65/81	117	65/81	117
240/415	3	50	63/79	110	63/79	110	
4R9X	120/208	3	60	80/100	278	80/100	278
	127/220	3	60	80/100	263	80/100	263
	120/240	3	60	80/100	241	80/100	241
	120/240	1	60	77/77	321	77/77	321
	139/240	3	60	80/100	241	80/100	241
	220/380	3	60	80/100	152	80/100	152
	277/480	3	60	80/100	121	80/100	121
	347/600	3	60	80/100	97	80/100	97
	110/190	3	50	66/83	253	66/83	253
	115/200	3	50	66/83	240	66/83	240
	120/208	3	50	66/83	231	66/83	231
	110/220	3	50	66/83	218	66/83	218
	110/220	1	50	66/66	300	66/66	300
	220/380	3	50	66/83	127	66/83	127
	230/400	3	50	66/83	120	66/83	120
240/415	3	50	66/83	116	66/83	116	
4T9X	120/240	1	60	80/80	334	80/80	334
	110/220	1	50	66/66	300	66/66	300

RATINGS: All three-phase units are rated at 0.8 power factor. All single-phase units are rated at 1.0 power factor. Standby Ratings: The standby rating is applicable to varying loads for the duration of a power outage. There is no overload capability for this rating. Ratings are in accordance with ISO-8528-1 and ISO-3046-1. For limited running time and continuous ratings, consult the factory. Obtain technical information bulletin (TIB-101) for ratings guidelines, complete ratings definitions, and site condition derates. The generator set manufacturer reserves the right to change the design or specifications without notice and without any obligation or liability whatsoever. For dual fuel engines, use the natural gas ratings for both the primary and secondary fuels.

Alternator Specifications

Specifications	Alternator
Manufacturer	Kohler
Type	4-Pole, Rotating-Field
Exciter type	Brushless, Rare-Earth Permanent Magnet
Leads: quantity, type	
4P10X, 4R9X	12, Reconnectable
4T9X	4, 110- 120/220- 240 V
Voltage regulator	Solid State, Volts/Hz
Insulation:	NEMA MG1
Material	Class H
Temperature rise	130°C, Standby
Bearing: quantity, type	1, Sealed
Coupling	Flexible Disc
Amortisseur windings	Full
Voltage regulation, no-load to full-load	±0.5%
One-step load acceptance	100% of Rating
Unbalanced load capability	100% of Rated Standby Current
Peak motor starting kVA:	(35% dip for voltages below)
480 V 4P10X (12 lead)	275 (60 Hz)
480 V 4R9X (12 lead)	385 (60 Hz)
240 V 4T9X (4 lead)	237 (60 Hz)

- NEMA MG1, IEEE, and ANSI standards compliance for temperature rise and motor starting.
- Sustained short-circuit current of up to 300% of the rated current for up to 10 seconds.
- Sustained short-circuit current enabling downstream circuit breakers to trip without collapsing the alternator field.
- Self-ventilated and dripproof construction.
- Superior voltage waveform from a two-thirds pitch stator and skewed rotor.
- Windings are vacuum-impregnated with epoxy varnish for dependability and long life.

Application Data

Engine

Engine Specifications	60 Hz	50 Hz
Manufacturer	Kohler	
Engine: model, type	KG6208TASD 6.2 L Turbocharged, Aftercooled	
Cylinder arrangement	V-8	
Displacement, L (cu. in.)	6.2 (378)	
Bore and stroke, mm (in.)	101.6 x 95.25 (4.00 x 3.75)	
Compression ratio	9.8:1	
Rated rpm	1800	1500
Max. power at rated rpm, kW (HP)		
Natural Gas	93.6 (126)	78 (105)
LPG	94.6 (127)	78.8 (106)
Cylinder head material	Cast Aluminum	
Piston type and material	Cast Aluminum	
Crankshaft material	Cast Iron	
Valve (exhaust) material	Forged Steel	
Governor type	Electronic	
Frequency regulation, no-load to full-load	Isochronous	
Frequency regulation, steady state	±1.0%	
Frequency	Fixed	
Air cleaner type, all models	Dry	

Exhaust

Exhaust System	60 Hz	50 Hz
Exhaust manifold type	Dry	
Exhaust flow at rated kW, m ³ /min. (cfm)	18 (636)	15 (530)
Exhaust temperature at rated kW, dry exhaust, °C (°F)	715 (1319)	680 (1256)
Maximum allowable back pressure, kPa (in. Hg)	12 (3.54)	10 (2.95)
Exhaust outlet size at engine hookup, mm (in.)	88.9 (3.5)	

Engine Electrical

Engine Electrical System	60 Hz	50 Hz
Ignition system	Coil Pack	
Battery charging alternator:		
Ground (negative/positive)	Negative	
Volts (DC)	12	
Ampere rating	130	
Starter motor rated voltage (DC)	12	
Battery, recommended cold cranking amps (CCA):		
Qty., rating for - 18°C (0°F)	One, 650	
Battery voltage (DC)	12	

Fuel

Fuel System	60 Hz	50 Hz
Fuel type	Natural Gas, LP Gas, or Dual Fuel	
Fuel supply line inlet	1.25 NPT	
Natural gas and LPG vapor fuel supply pressure, kPa (in. H ₂ O)	1.74- 2.74 (7-11)	

Fuel Composition Limits *	Nat. Gas	LP Gas
Methane, % by volume	90 min.	—
Ethane, % by volume	4.0 max.	—
Propane, % by volume	1.0 max.	85 min.
Propene, % by volume	0.1 max.	5.0 max.
C ₄ and higher, % by volume	0.3 max.	2.5 max.
Sulfur, ppm mass	25 max.	
Lower heating value, MJ/m ³ (Btu/ft ³), min.	33.2 (890)	84.2 (2260)

* Fuels with other compositions may be acceptable. If your fuel is outside the listed specifications, contact your local distributor for further analysis and advice.

Lubrication

Lubricating System	60 Hz	50 Hz
Type	Full Pressure	
Oil pan capacity, L (qt.)	5.7 (6.0)	
Oil pan capacity with filter and oil cooler, L (qt.)	8.0 (8.5)	
Oil filter: quantity, type §	1, Cartridge	
§ Kohler recommends the use of Kohler Genuine oil and filters.		

Cooling

Radiator System	60 Hz	50 Hz
Ambient temperature, °C (°F) *	50 (122)	
Engine jacket water capacity, L (gal.)	7.3 (1.93)	
Radiator system capacity, including engine, L (gal.)	22.7 (6.0)	
Engine jacket water flow, Lpm (gpm)	112.5 (29.7)	90 (23.8)
Heat rejected to cooling water at rated kW, dry exhaust, kW (Btu/min.)	66.5 (3785)	
Water pump type	Centrifugal	
Fan diameter, including blades, mm (in.)	711 (28)	
Fan, kWm (HP)	7.0 (9.4)	3.0 (4.0)
Max. restriction of cooling air, intake and discharge side of radiator, kPa (in. H ₂ O)	0.12 (0.5)	

* Enclosure with enclosed silencer reduces ambient temperature capability by 5°C (9°F).

Operation Requirements

Air Requirements	60 Hz	50 Hz
Radiator-cooled cooling air, m ³ /min. (scfm) †	230 (8122)	192 (6780)
Combustion air, m ³ /min. (cfm)	5.3 (187)	4.4 (155)
Heat rejected to ambient air:		
Engine, kW (Btu/min.)	24 (1366)	20 (1138)
Alternator, kW (Btu/min.)	8.8 (500)	7.9 (450)
† Air density = 1.20 kg/m ³ (0.075 lbm/ft ³)		

Fuel Consumption ‡	60 Hz	50 Hz
Natural Gas, m³/hr. (cfh) at % load	Standby Ratings	
100%	34.0 (1202)	28.1 (993)
75%	29.2 (1032)	23.2 (821)
50%	22.7 (803)	16.5 (584)
25%	14.9 (527)	9.8 (347)

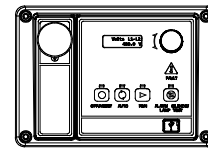
LP Gas, m ³ /hr. (cfh) at % load	Standby Ratings	
100%	14.7 (521)	11.4 (403)
75%	11.7 (413)	8.5 (300)
50%	7.7 (272)	6.0 (215)
25%	5.2 (183)	4.2 (149)

‡ Nominal fuel rating: Natural gas, 37 MJ/m³ (1000 Btu/ft.³)
LP vapor, 93 MJ/m³ (2500 Btu/ft.³)

LP vapor conversion factors:

- 8.58 ft.³ = 1 lb.
- 0.535 m³ = 1 kg.
- 36.39 ft.³ = 1 gal.

Controllers



APM402 Controller

Provides advanced control, system monitoring, and system diagnostics for optimum performance and compatibility.

- Digital display and menu control provide easy local data access
- Measurements are selectable in metric or English units
- Remote communication thru a PC via network or serial configuration
- Controller supports Modbus® protocol
- Integrated hybrid voltage regulator with ±0.5% regulation
- Built-in alternator thermal overload protection
- NFPA 110 Level 1 capability

Refer to G6-161 for additional controller features and accessories.

Standard Features

- Air Cleaner Restrictor Indicator
- Alternator Protection
- Battery Rack and Cables
- Electronic, Isochronous Governor
- Gas Fuel System (includes fuel mixer, electronic secondary gas regulator, gas solenoid valve, and flexible fuel line between the engine and the skid-mounted fuel system components)
- Integral Vibration Isolation
- Local Emergency Stop Switch
- Oil Drain Extension
- Operation and Installation Literature
- Open Unit Accessory Kit (radiator duct flange, stone guard, and flexible exhaust)

Available Options

Approvals and Listings

- CSA Approval
- IBC Seismic Certification
- UL 2200 Listing
- Hurricane Rated Enclosure

Enclosure

- Sound Enclosure (with enclosed critical silencer)
- Weather Enclosure (with enclosed critical silencer)

Open Unit

- Exhaust Silencer, Critical
- Flexible Exhaust Connector, Stainless Steel

Fuel System

- Dual Fuel NG/LPG (automatic changeover)
- Flexible Fuel Line
- Fuel Filter Kit
- Secondary Gas Solenoid Valve (NFPA Fuel System)

Controller

- Two Input/Five Output Module
- Four Input/Fifteen Output Module
- Remote Emergency Stop
- Run Relay
- Manual Speed Adjust
- Lockable Emergency Stop
- Remote Annunciator panel

Cooling System

- Block Heater, 1500 W, 110-120 V
 - Block Heater, 1500 W, 190-240 V
- Recommended for ambient temperatures below 10°C (50°F)

Electrical System

- Battery
- Battery Charger
- Battery Charger Temperature Compensation
- Battery Heater
- Alternator Strip Heater
- Line Circuit Breaker (NEMA1 enclosure)
- Line Circuit Breaker with Shunt Trip (NEMA1 enclosure)

Miscellaneous

- Certified Test Report
- Engine Fluids (oil and coolant) Added
- Rated Power Factor Testing
- Rodent Guards

Literature

- General Maintenance
- NFPA 110
- Overhaul
- Production

Warranty

- 2-Year Basic Limited Warranty
- 5-Year Basic Limited Warranty
- 5-Year Comprehensive Limited Warranty

Other Options

- _____
- _____
- _____
- _____
- _____
- _____
- _____
- _____

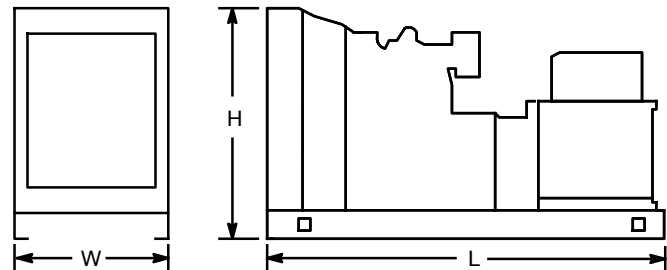
Dimensions and Weights

Overall Size, L x W x H, mm (in.) :

2800 x 1120 x 1469 (110.2 x 44.1 x 57.8)

Weight, wet, kg (lb.):

1025 (2260)



NOTE: This drawing is provided for reference only and should not be used for planning installation. Contact your local distributor for more detailed information.

DISTRIBUTED BY: